


HabaCHAIN[®]

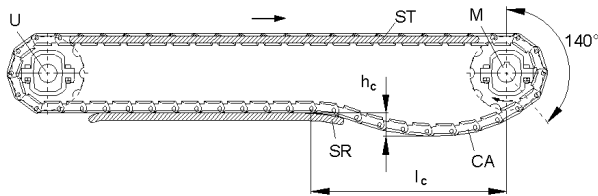
Installation instructions for chain type C0821

Please find more information in the Engineering Guide 6017 on www.habasit.com



Direction of travel

The chain is uni-directional.
The arrow shows the proper direction of travel.




Catenary Sag and sprocket wrap

Unsupported chain length to allow variable length due to temperature and exerts a tension on the chain for proper sprocket engagement.

Sag: $H = 25 \text{ mm} - 100 \text{ mm}$ (1" – 4")

Length: $L = 460 \text{ mm} - 610 \text{ mm}$ (18" – 24")


Sprocket wrap: 140°




Chain entering sprocket

Center sprocket between two support ribs on the underside of the chain. Note the arrow in the center of the chain that indicates the direction of travel.


Pin installation



Pull chain together lacing the hinges.



Insert pin from **opposite** side of mark.




Warning

Pin installed too deep will lock hinge. If hinge is found to be locked, tap pin out until hinge unlocks.

Hammer in Pin to be seated flush to slightly below flush. Helpful hint: Connect and disconnect chain over sprocket will help hold chain while hammering.

Pin removal



Locate mark on chain, hammer pin out from the marked side. Hold back link edge opposite of the hammer.

The chain must not be in tension.

Product liability, application considerations

If the proper selection and application of Habasit products are not recommended by an authorized Habasit sales specialist, the selection and application of Habasit products, including the related area of product safety, are the responsibility of the customer.

All indications / information are recommendations and believed to be reliable, but no representations, guarantees, or warranties of any kind are made as to their accuracy or suitability for particular applications. The data provided herein are based on laboratory work with small-scale test equipment, running at standard conditions, and do not necessarily match product performance in industrial use. New knowledge and experiences can lead to modifications and changes within a short time without prior notice.

BECAUSE CONDITIONS OF USE ARE OUTSIDE OF HABASIT'S AND ITS AFFILIATED COMPANIES CONTROL, WE CANNOT ASSUME ANY LIABILITY CONCERNING THE SUITABILITY AND PROCESS ABILITY OF THE PRODUCTS MENTIONED HEREIN. THIS ALSO APPLIES TO PROCESS RESULTS / OUTPUT / MANUFACTURING GOODS AS WELL AS TO POSSIBLE DEFECTS, DAMAGES, CONSEQUENTIAL DAMAGES, AND FURTHER-REACHING CONSEQUENCES.



Version Nov. 2012